



WEEKLY MARKET REPORT

WEATHER

Rain this week was generally a lot heavier through the north of state than the south for once, which was welcome on both fronts. Showers are expected to remain across most of the state tomorrow before clearing through to the weekend.

TOWN	WEEKLY	August	2011
Winchelsea	3.8mm	3.8mm	439.2mm
Westmere	9.4mm	9.4mm	401.4mm
Horsham	16.4mm	16.4mm	390mm
Ouyen	22.4mm	22.4mm	358.5mm
Swan Hill	10mm	10mm	291.8mm

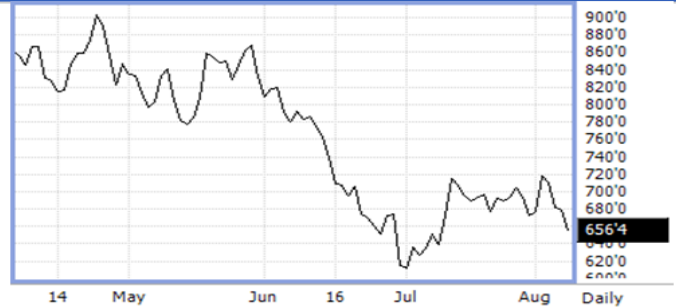
LOCAL

Some untimely spring weather last week had crops in certain areas tonguing for some moisture with cereal crops in the Mallee starting to visually show signs of moisture stress, especially on the flats & tops of the rises. Growers continued to top-dress crops in anticipation of a change at the end of the week with some rainfall occurring over the weekend. The Wimmera received approximately 13-30+mm & the Mallee 3-15+mm which will help but the lack of in season rainfall is starting to take its toll on some crops in pockets of the Mallee. Southern Growers that have had full moisture profiles appreciated the "Spring" type conditions, assisting in drying out paddocks along with being able to work in more favourable conditions. Local Markets seen as steady over the past week with a little grower engagement in Old Crop Barley & Feed Wheat.

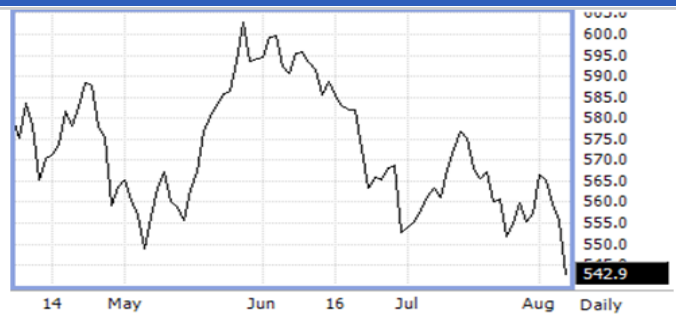
GLOBAL

Amid all the chaos over the broader economic environment the other important piece of information out this week is the monthly USDA report and in particular their estimates on US corn yields. The USDA has previously used a 158.7bu/ac number however many analysts are forecasting yields to drop to between 150-155bu/ac due to the recent heat wave. The USDA is likely to take a more conservative approach and expectations are they will report yields around the 156-157bu/ac mark. More significant changes are expected in Sep/Oct when further detail is known, however for now high population counts and a lack of data on corn ear weights should lead to a smaller reduction by the USDA. The bumpy ride is expected to continue though as investors focus on wider economic factors which will in turn mean grain markets will be pulled along with it.

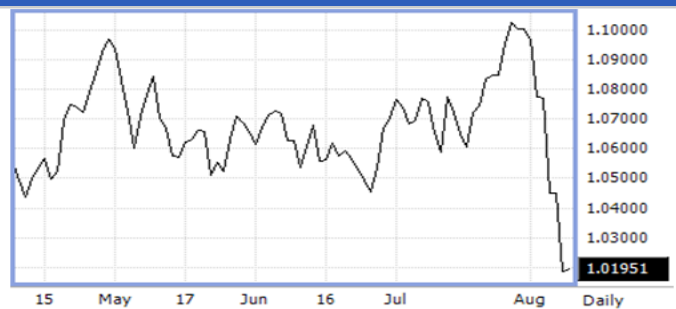
SEP '11 CBOT WHEAT



NOV '11 WCE CANOLA



AUD/USD



CONTRACT	LAST	DAILY	WEEKLY	MONTHLY	YEARLY
CBOT Sep 11 Wheat	USc 656.50	↓-22.50	↓-7.6%	↑0.8%	↓-9.0%
CBOT Sep 11 Corn	USc 675.25	↓-17.75	↓-4.4%	↑5.1%	↑52.7%
CBOT Sep 11 Beans	USc 1,304.50	↓-23.50	↓-4.3%	↓-3.0%	↑26.9%
ICE Nov 11 Canola	AUD 542.90	↔0.00	↓-3.9%	↓-3.6%	↑28.2%
ASX Sep 11 Wheat	AUD 252.80	↔0.00	↓-2.3%	↑7.6%	↓-14.9%
ASX Sep 11 Barley	AUD 218.30	↔0.00	↓-0.5%	↑9.7%	↓-14.6%
ASX Sep 11 Canola	AUD 540.00	↔0.00	↔0.0%	↑0.9%	↑11.1%
AUD/USD spot rate	1.0187	↔0.00	↓-5.4%	↓-5.3%	↑11.2%
AUD/CAD spot rate	1.0111	↔0.00	↓-2.4%	↓-2.4%	↑7.5%
ASX/CBOT Wheat basis	AUD 14.27	↓-7.11	↑0.05	↑4.02	↑6.75
ASX/ICE Canola basis	AUD 0.00	↓-2.07	↑9.47	↑14.43	↓-35.92

Information independently provided by

LACHSTOCKCONSULTING

www.lachstockconsulting.com.au

FOCUS

The events of the past few days cannot be ignored in the grain market and this week we take a small diversion and focus on the broader economic situation. The global economic environment has taken a dramatic turn recently and sharemarkets around the world have plunged in the past few sessions following the historical US credit rating downgrade, as well as lingering concerns over the situation in Europe. Panic has quickly spread across the markets following the announcement with the Dow Jones having its worst day since the Global Financial Crisis.

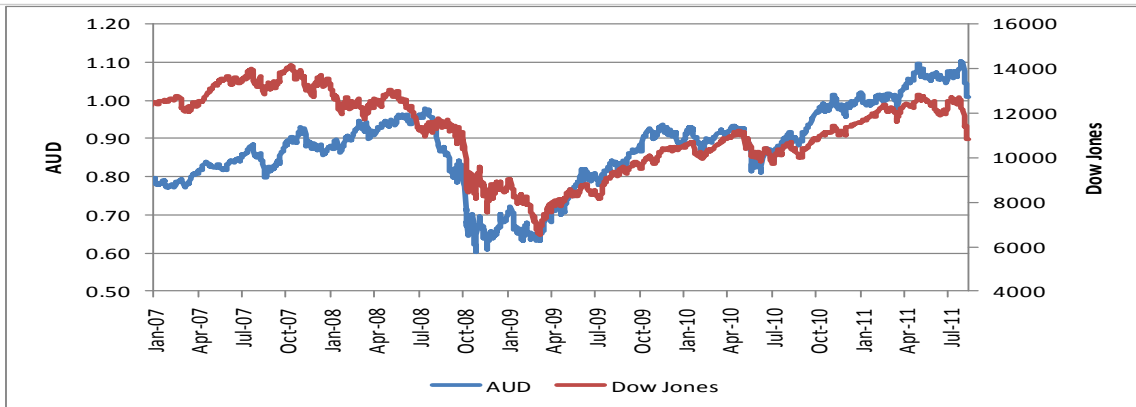
The US credit downgrade was the catalyst for the huge global sell-off this week in which the US rating was cut by Standard and Poors to AA+ from AAA. While it seemed to come as a shock to the market given the reaction of investors a lot of this downgrade may have already been factored into the market over the past couple of months. Back in April S&P revised their outlook for the US to negative referring to the amount of political and policy risk which has since eventuated through the recent stalemate in discussions over the US debt ceiling. Then in July S&P placed the US on their credit watch and said that action would likely be taken within 90 days in which the possibility of cutting their rating two levels to AA was broached. In comparison Australia is among only 16 countries to maintain its AAA rating, which includes Singapore and a number of Western Europe and Scandinavian countries. Investors are now beginning to question whether the worst of it has passed or whether we are likely to see

markets plunge further. To put the recent events into context, during the GFC the biggest falls experienced in the Dow during any month was 14% in October '08 and 11% in February '09. The Dow has dropped some 11% in August '11 already and at this pace it would put it up there with one of the largest monthly falls, which also suggests downside may be limited in the immediate future. If you look at it in a quarterly context the Dow fell around 20% in the Oct-Dec '09 period. There may be some resistance in the Dow around 10,000 given in the post GFC rally it lingered here for about a year.

Amidst it all the Aussie dollar hasn't been spared and has fallen around 8% in the past week to be pushing back towards parity. The AUD has almost mirrored the Dow's movements since the depths of the GFC and has appreciated some 80+% since October '08 before taking a tumble. There has been some talk in recent times that the dollar could soar to unprecedented levels which really goes to show how quickly sentiment can turn! The drop in the dollar has helped cushion some of the falls in local grain prices and as the chart below suggests any further decline in the economic situation could perhaps lead to further depreciation in the currency.

We can expect volatility to be high in the near term with fear and panic still dominating all markets. The grain sector is therefore likely to continue to take a back seat and wait for some stability and confidence to return to encourage buyers back into the markets.

AUD & DOW JONES MOVEMENTS



Information independently provided by
LACHSTOCKCONSULTING
www.lachstockconsulting.com.au

DISCLAIMER/DISCLOSURE: This publication has been prepared solely for the information of the particular person to whom it was supplied by Southern Quality Produce ("SQP"). This publication contains general advice only. In preparing the advice, SQP has not taken into account the objectives, financial situation and particular needs of any particular person. Before making any decision on the basis of this advice, you need to consider whether the advice in this publication is appropriate in light of your particular needs, objectives and financial situation. The information and opinions contained in this document have been compiled or arrived at from sources believed to be accurate and reliable at the time of the report, but no warranties of accuracy, reliability or completeness are given (except insofar as liability under any statute cannot be excluded) by SQP, Lachstock Consulting Pty Ltd (LS), and its associates. Opinions are subject to change without notice. Neither SQP, nor LS, or other associated parties accept any liability whatsoever for any direct or consequential loss howsoever arising from any use of this document or its contents or otherwise arising in connection to it. No responsibility for any errors or omissions or any negligence is accepted by SQP, LS, or any of the respective directors, employees or agents. This document may not be reproduced, distributed or published, in whole or in part, for any purpose, except with the prior written consent of SQP.

Contact SQP

03 5070 1000 Sea Lake | 121 Best Street
 03 5381 0512 Horsham | Grains Innovation Park 110 Natimuk Road
 03 5331 4943 Ballarat | 72B Mair Street East
www.sqpgrain.com.au | admin@sqpgrain.com.au

